





















# ROMEX® product overview

pavement jointing mortars, auxilliary products and displacement protection

	Product	Optimum areas of application	Joint width	Joint depth	Load class	Water permeability	Containers	Page
Private sector	<b>ROMPOX® - JOINTING SAND NP</b>	<ul style="list-style-type: none"> <li>For tightly laid paving stones</li> <li>Interlocking paving</li> <li>Driveways</li> </ul>	≥ 1 mm   1/16"	≥ 30 mm   1 1/4"	 All load classes	Permeable	25 kg   55.12 lb bag	24–25
	<b>ROMPOX® - EASY</b>	<ul style="list-style-type: none"> <li>Patio, Garden path</li> <li>For coated and sensitive stone surfaces</li> </ul>	≥ 5 mm   1/4" narrower joints can be jointed but with increased work	≥ 30 mm   1 1/4"	 Light traffic loads up to 3.5 tons	Highly water permeable	15 kg   33.07 lb bucket, 25 kg   55.12 lb bucket	26–27
	<b>ROMPOX® - POWER JOINT</b>	<ul style="list-style-type: none"> <li>Paved stone surfaces with traffic loads</li> </ul>	≥ 8 mm   3/8" narrower joints can be jointed but with increased work	≥ 30 mm   1 1/4"	 Medium traffic loads up to 7.5 tons	Permeable	25 kg   55.12 lb bucket	28–29
	<b>ROMPOX® - PATIO</b>	<ul style="list-style-type: none"> <li>Sensitive stones</li> <li>Coated stone surfaces</li> </ul>	≥ 5 mm   1/4"	≥ 30 mm   1 1/4"	 Light traffic loads up to 3.5 tons	Highly water permeable	25 kg   55.12 lb bucket	30–31
	<b>ROMPOX® - DRAIN</b>	<ul style="list-style-type: none"> <li>Driveways, parking space</li> </ul>	≥ 5 mm   1/4"	≥ 30 mm   1 1/4"	 Light traffic loads up to 3.5 tons	Highly water permeable	26.8 kg   59.08 lb bag	32–33
	<b>ROMPOX® - DRAIN PLUS</b>	<ul style="list-style-type: none"> <li>Driveways, parking space</li> </ul>	≥ 5 mm   1/4"	≥ 30 mm   1 1/4"	 Light traffic loads up to 3.5 tons	Highly water permeable	26.5 kg   58.42 lb bag, 25 kg   55.12 lb bucket	34–35
	<b>ROMPOX® - D1</b>	<ul style="list-style-type: none"> <li>Polygonal slabs</li> <li>Driveways, parking space</li> </ul>	≥ 3 mm   1/8"	≥ 30 mm   1 1/4"	 Medium traffic loads up to 7.5 tons	Highly water permeable	27.5 kg   60.63 lb bag, 12.5 kg   27.56 lb bucket, 25 kg   55.12 lb bucket	36–37
	<b>ROMPOX® - FLEX-LIGHT</b>	<ul style="list-style-type: none"> <li>Unbonded surfaces around the house subject to heavy loads</li> </ul>	≥ 5 mm   1/4"	≥ 30 mm   1 1/4"	 Medium traffic loads up to 7.5 tons	Highly water permeable	25 kg   55.12 lb bucket	42–43
	<b>ROMPOX® - JOINT STRENGTHENER</b>	<ul style="list-style-type: none"> <li>Coated concrete and natural stones as well as clinker surfaces</li> </ul>	≥ 1 mm   1/16"	≥ 30 mm   1 1/4"	 Light traffic loads up to 3 tons	Highly water permeable	1 Ltr.   0.26 gal bottle, 5 Ltr.   1.32 gal canister, 10 Ltr.   2.64 gal canister	44–45
	<b>ROMPOX® - D7000</b>	<ul style="list-style-type: none"> <li>For pathways and commercial surfaces</li> </ul>	–		 Light traffic loads up to 3 tons	Very high water permeable	20 Ltr.   5.28 gal canister	46–47
	<b>ROMPOX® - DEKO</b>	<ul style="list-style-type: none"> <li>Suitable for light grit/gravel</li> </ul>	surface depth ≥ 30 mm   1 1/4"		 Light traffic loads up to 3 tons	Very high water permeable*	1 kg   2.2 lb tin, 30 kg   66.14 lb bucket	130–131
	<b>ROMPOX® - DEKOFIX</b>	<ul style="list-style-type: none"> <li>for light wells, spray strips, private tree surrounds, non loadbearing decorative surfaces, graves and unused surfaces</li> </ul>	surface depth ≥ 20 mm		–	Highly water permeable	25 kg   55.12 lb bucket	132–133
Public sector	<b>ROMPOX® - FLEX-JOINT</b>	<ul style="list-style-type: none"> <li>Unbonded surfaces in the public sector subject to heavy loads</li> </ul>	≥ 5 mm   1/4"	in case of traffic loads 2/3 of stone height	 Medium to heavy, up to 25 t in combination with ground anchors	Highly water permeable	25 kg   55.12 lb bucket	50–51
	<b>ROMPOX® - D2000</b>	<ul style="list-style-type: none"> <li>Public paved stone surfaces</li> </ul>	≥ 5 mm   1/4"	≥ 30 mm   1 1/4"	 Medium to heavy (up to 25 t)	Permeable	27.5 kg   60.63 lb bag	52–53
	<b>ROMPOX® - D3000</b>	<ul style="list-style-type: none"> <li>Suitable for repairing broken cement surfaces</li> </ul>	≥ 3 mm   1/8"	≥ 10 mm   3/8" Depth of joint crack	 Medium to heavy (up to 25 t)	Highly water permeable	27.5 kg   60.63 lb bag	56–57
	<b>ROMPOX® - TRAFFIC V2</b>	<ul style="list-style-type: none"> <li>Public surfaces with heavy loads</li> </ul>	≥ 8 mm   3/8"	≥ 30 mm   1 1/4"	 Heaviest loads (up to 40 t)	Permeable	28 kg   61.73 lb bag	64–65
	<b>ROMPOX® - D4000 HR</b>	<ul style="list-style-type: none"> <li>Renovation, repair of public areas</li> </ul>	surface depth ≥ 10 mm   3/8"		 Heaviest loads (up to 40 t)	–	17.5 kg   38.58 lb bucket	140–141
	<b>ROMPOX® - PROFI-DEKO</b>	<ul style="list-style-type: none"> <li>Path construction, tree surrounds</li> <li>Suitable for dark grit/gravel</li> </ul>	surface depth ≥ 30 mm   1 1/4"		 Light traffic loads up to 3 tons	Very high water permeable*	3 kg   6.62 lb container, 30 kg   66.14 lb bucket	134–135
	<b>ISAT®c DISPLACEMENT PROTECTION</b>	<ul style="list-style-type: none"> <li>Public sector</li> </ul>	As described in the leaflet for surface fastenings with large formats (MFG issue 2013).		 Heaviest loads (up to 40 t)	–	–	146–161
Auxiliary products	<b>ROMPOX® - TRASS-BED-COMPOUND</b>	<ul style="list-style-type: none"> <li>Private and public sector</li> </ul>	≥ 30 mm   1 1/4" layer thickness		 Heaviest loads (up to 40 t)	Highly water permeable	40 kg   88.18 lb bag, 25 kg   55.12 lb bag (Compound)	118–119
	<b>ROMPOX® - ADHESION ELUTRIANT</b>	<ul style="list-style-type: none"> <li>Private and public sector</li> </ul>	≥ 3 mm   1/8" layer thickness		 Heaviest loads (up to 40 t)	–	25 kg   55.12 lb bag	120–121

\* depending on grain size